

ELECTROINJECTOR AND ACTUATOR ADDITIONAL PILOT SYSTEM



P.N.: 555-IMA

555–IMA Additional pilot system for CD555 Simulator gives Common Rail injectors a supplementary pilot outlet with a variable opening time starting from 0; this system reproduces pre-injection time which affects engine noise.


The freedom to regulate injection time according to injection pressure has permitted to set a trans-coding method on BOSCH-DELPHI electroinjectors. Due to manufacturing restrictions for environmental protection these injectors have been recently classified through an alfa numeric code which detects each injector fuel delivery parameters linked to time and pressure.

To achieve a correct pilot injection the diagnostic instrument transmits the injector numeric code to the ECU which stores it.


Repair to the electroinjector, not including shim adjustment or main spare parts replacement which modify delivery (calibrated holes, nozzle needle lift, control rods, solenoid,armature ,etc..) do not affect the numeric code given from manufacturer to the body injector.

Furthermore the use of a software and an optional cable enable 555-IMA to pilot a DVR type high pressure regulator on test bench and also improve the test of all systems for which a double pilot is required (ex. : CP3, DENSO,).





ELECTROINJECTOR AND ACTUATOR ADDITIONAL PILOT SYSTEM



Potentiometer

Electroinjector selector switch


Pump cable to test bench

Injector cable or (software and optional cable included: outlet for DRV pilot)

Inlet cable from tester

Bleeding

Power Start



ELECTROINJECTOR AND ACTUATOR ADDITIONAL PILOT SYSTEM



**Injector software connection
or
Optional software connection to pilot DRV**

Main power fuse

Electroinjector outlet fuse